

BORN TO TRANSFORM

THE WR SERIES
SELF-PROPELLED WINDROWERS

THE SMARTER, MORE POWERFUL
WAY TO BETTER HAY



MASSEY FERGUSON

BORN TO **FARM**

THE WR SERIES

SPEED, COMFORT AND EFFICIENCY IN ALL CROP CONDITIONS

The Massey Ferguson WR Series brings the power to handle all crop conditions, a comfortable cab and the hydraulic capacity you need for increased productivity.

4 CAB DESIGN

6 ENGINE

10 DATATRONIC 5

12 HEADERS

- Cab Design..... 4
- Engine 6
- Technology 8
- Datatronc 5 10
- Headers 12
- Triple Windrow Attachment 16
- Parts & Service 17
- Technical Specifications 18

SEE MORE DO MORE IN COMPLETE COMFORT

The Vision™ Cab provides superior visibility. Compared to other cabs, it's more spacious, too, with ergonomically inspired comfort enhancements. From foot pegs and lighting to a large, comfortable operator's seat and industry-leading cab suspension.

We designed the entire cab to surround you in the ultimate comfort so you can work longer and harder, with less fatigue.

CAB SPECIFICATIONS

130 ft.³ of interior cab volume

77 ft.² of glass area

33 ft.² of glass on the curved windshield

LIGHTING PACKAGE

features eight front-mounted and two rear-mounted lights, providing operators with greater visibility in low-light conditions. LED lights are also optional for even more visibility.

ELECTRICALLY ADJUSTABLE MIRRORS

allow the operator to adjust the mirrors from the seat instead of having to adjust them from outside the cab.

ERGONOMIC AIR RIDE SEAT

offers operators a robust seat with smooth ride, adjustable lumbar and back tilt for optimal comfort.

FOOT PEGS

increase operator comfort when spending extended amounts of time in the cab.

ADJUSTABLE SUN SHADE

improves visibility when the sun is low in the sky.

LARGE, CURVED WINDSHIELD

for enhanced visibility, providing the operator with a better view of the header and the field.

POWERFUL AIR CONDITIONING SYSTEM

for more comfort during warm weather conditions.

FRONT WINDSHIELD WIPER

is standard equipment, with a wash function to allow operators to work in adverse conditions.

TINTED REAR GLASS

increases comfort throughout the day and increases monitor visibility.

LARGER INSTRUCTOR'S SEAT

provides a more comfortable ride for the instructor, as well as a large storage compartment beneath the seat.

STEP PLATFORM AND HANDRAILS

on the outside of the cab to make it easier to step onto the header.

CAB STYLING

including roof and outside trim for an updated sleek and stylish look.

STANDARD OPTIRIDE™ CAB SUSPENSION SYSTEM

consisting of four-post adjustable coil-over shocks to dampen vibrations and reduce operator fatigue.

MULTIPLE STANDARD DC CONNECTOR AND USB CHARGING PORTS

for charging devices to keep you connected.

OPTIONAL OPTIAIR™ AIR RIDE SYSTEM

utilizes four-post self-leveling air bags with an on-board engine driven air compressor to provide the ultimate in cab comfort.

BLUETOOTH-CAPABLE CAB

makes the operator's day easier by providing connectivity for Bluetooth®-capable devices.



AUTOMATIC CLIMATE CONTROL

is included on all WR Series machines.



PROVEN POWER AND FUEL EFFICIENCY

WR Series windrowers feature two proven and dependable AGCO Power™ engines, ranging from 197-265 engine horsepower. The WR197 is powered by the AGCO Power 4.9-litre, four-cylinder engine. The WR265 is powered by the AGCO Power 7.4-litre, six-cylinder engine. Each model features a large tandem hydraulic header drive pump for increased hydraulic capacity and control. The available power and capacity across the range gives operators the versatility to run disc and draper headers.



AGCO POWER ENGINES can deliver more than 265 HP at 2100 rpm, giving you the torque and horsepower you need to keep going, even in tough field conditions.

FUEL EFFICIENCY enables you to power through tough crops with minimal fuel usage. Lower engine rpm, precision fuel metering, common rail fuel injection and advanced SCR emission technology are a few of the innovative engine technologies that provide consistently lower total fluid consumption — for both diesel and DEF.

HIGH PERFORMANCE

The V-Cool™ system offers great cooling and fuel efficiency along with auto-reversing air direction for maintenance-free self-cleaning.

Large AC evaporator offers enough AC cooling capacity for the hottest of days.

The engine compartment features the familiar cool side/hot side design with ground-level access for service points to simplify machine service.

Model	WR197	WR265
Engine	AGCO Power 4.9 L	AGCO Power 7.4 L
Rated HP (kW)	197 (147)	265 (198)
Max HP (kW)	208 (155)	282 (211)
Headers	Disc (13 ft., 16 ft.), draper	

See complete specs on page 18.

PRECISION THAT HELPS YOU SOAR

The iron is built to impress, but the technology will make quick work of long days. The newest factory-fit guidance, a dual display option and real-time telemetry bring the WR Series windrower to the forefront of precision farming.



MF Guide is Massey Ferguson's complete guidance system for hands-free steering, now available factory fit on WR windrowers. MF Guide helps you eliminate skips and overlaps while letting you focus on the quality of your windrow instead of driving. A choice of two different receiver systems is available — NovAtel and Trimble — while a selection of signal-correction services offers the exact level of accuracy you need.



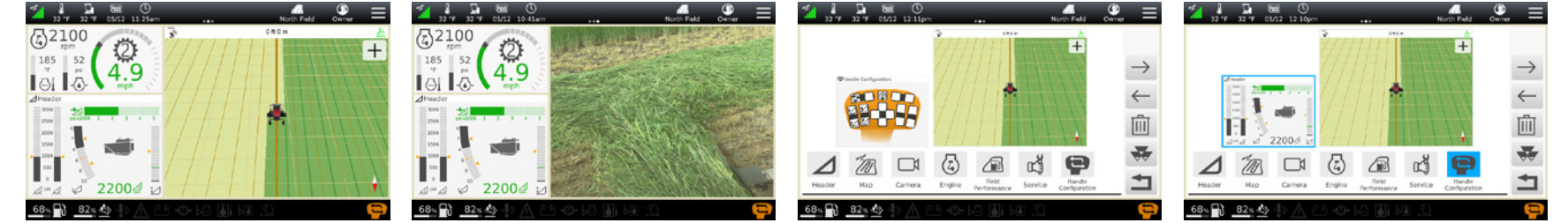
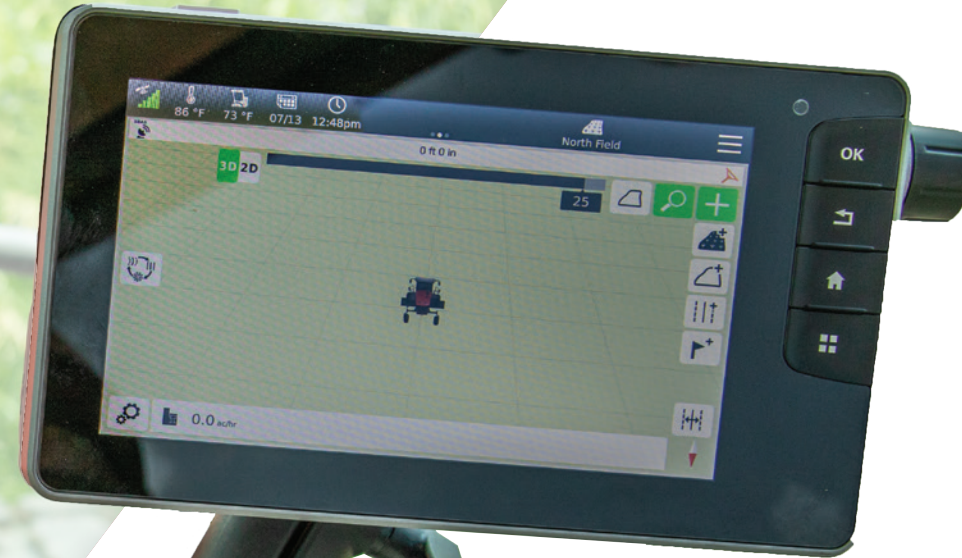
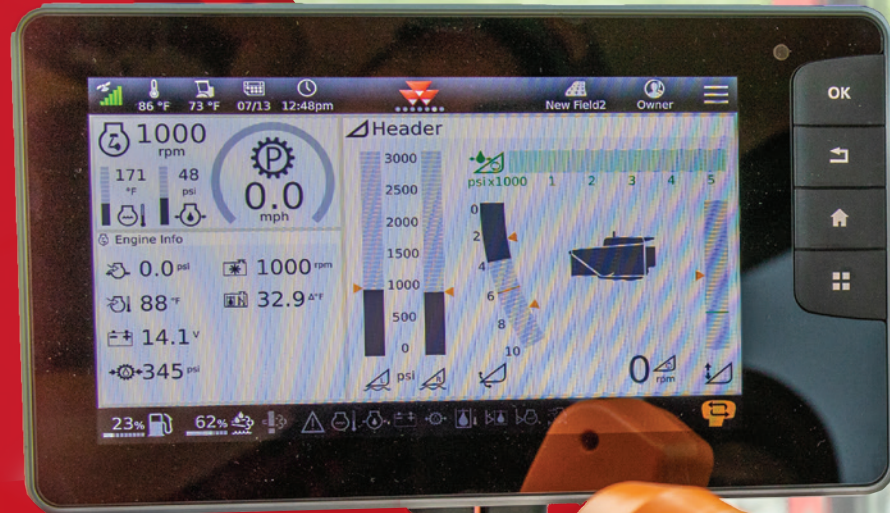
The new WR Series comes with the option of dual **Datatronic 5** displays for all machine and guidance functions at your fingertips.



With **MF Connect**, you can see the status of your whole fleet, wherever you are. Real-time insights help you optimize work efficiency and minimize downtime. WR Series windrowers come with five years of connectivity standard.

REAL-TIME INSIGHTS ON BOTH YOUR MACHINE AND CROP

The Datatronic 5 9-inch colour touch screen with soft keys ensures you're always in control.



ELECTRONIC HEADER SPEED CONTROL Smart machine management adjusts hydraulic flow to the header when cutting high-yielding areas or navigating steep terrain, ensuring consistent header rpm for even cutting and conditioning.

AUTOMATIC LOAD CONTROL If automatic load control is activated, the windrower will adjust ground speed based on engine load and header drive pressure to maintain maximum torque and efficient fuel usage. This means less operator intervention, simplifying operation and reducing fatigue.

ROTARY HEADER SPEED COMPENSATION When engaged, the rotary header speed compensation system will increase the rotary header knife speed as ground speed increases. This makes sure the ideal amount of crop cut per blade rotation is maintained for a consistently excellent cut quality.

OPTICRUISE™ SPEED CONTROL This function allows for more precise speed control when operating in rough conditions. Two buttons on the back of the FNR handle allow you to increase and decrease speed smoothly without having to move the control handle.

The onboard terminal lets you control and view all the windrower's main functions, including: ▶

- Header speed
- L/R header floatation/tilt/height
- Header load monitor
- One touch down/one touch up
- Return to cut height
- Return to tilt
- In-cab hydraulic roll tension
- Header drop rate
- Engagement of automatic functions
- FNR handle configurations
- Steering system adjustments
- MF Guide
- Data collection (fuel usage, acres, hours, etc.)
- Troubleshooting and diagnostics

Proprietary software available on WR Series self-propelled windrowers allows a variety of components to communicate electronically and execute many of its functions automatically. These components include: ▶

- Automatic electronic header speed control
- Automatic load control
- Constant conditioner roll tension pressure
- Electro-hydraulic steering
- Auto-steering
- V-Cool fan speed and reversal
- Automatic reel speed
- Automatic header float
- Automatic Switchboard Control

PRODUCTIVITY AND SUPERB CONDITIONING TO MINIMIZE LEAF BRUISING AND LOSS

The WR Series brings capable headers — the 9300 Series rotary headers and 5400 Series draper headers. These offer the capacity, functionality and control you expect plus high productivity and a superior cut and windrow formation.

ROBUST BELT DRIVES

Self-adjusting spring-tensioned belt drives with an easy-access cover allow for easier maintenance.



CONSISTENT CROP FLOW

Stub augers in the crop flow path provide smooth and easy feeding, improving windrow formation and increasing dry down.

EFFECTIVE CONDITIONING

Dependable hydraulic tensioned steel-on-steel herringbone conditioner rolls provide superb conditioning to crop stems while minimizing leaf bruising and loss.

PERFECTED FEEDING

Superior cage design enhances feeding from outer discs to conditioners.



DUAL DRIVE HYDRAULIC MOTORS

Provide balanced power to the cutterbar and conditioner drives on both sides.


QUICK ROLL GAP CHANGE

Shims easily allow 1/8-inch adjustments to be made without changing stop nut location.

MINIMIZED SERVICE POINTS

Improved bearings and greaseless composite bushings.






Electronic reel fore/aft.

Heavy duty reel gearbox

One piece reel with flip over tines



Adjustable reel cam track

Shiftable decks

Optional dual drive draper belts

Large swath opening

AGCO or SCH sickle option

9300 SERIES DISC HEADER MODELS

	9313 S	9313 D	9316 S	9316 D
Header width ft. (m)	13 (4)		16 (4.9)	
Conditioners	2	4	2	4
Number of Discs	8		10	

DYNA SWATH DRAPER HEADER MODEL

	MF5400-20	MF5400-25	MF5400-30	MF5400-35	MF5400-40
Cutting width ft. (m)	19'9" (6.0)	24'9" (7.5)	29'9" (9.1)	34'9" (10.6)	39'9" (12.1)
Delivery style	Center	Center or end			

FEATURES

	DISC	DRAPER
IN-CAB HYDRAULIC ROLL TENSION ADJUSTMENT — offers more consistent crimp and is much easier to set and adjust.	●	-
EASY UNPLUGGING — IN THE EVENT OF A PLUG — hydraulic roll pressure will dump automatically when header is reversed. Upon starting the header, pressure will resume to preset levels.	●	-
AUTOMATIC REEL SPEED — the speed of the reel will adjust to match changes in ground speed without the operator having to make adjustments.	-	●
QUICK-ATTACH TOP LINK RECEIVER — on all headers provides easier attaching and detaching.	●	●
LARGE TANDEM HYDRAULIC DRIVE PUMP — handles additional power from the engine and delivers more hydraulic flow to the header for increased throughput and functionality.	●	●
HERRINGBONE PATTERNED STEEL-ON-STEEL CONDITIONER ROLLS — allow positive feeding and crimp instead of crush for better leaf preservation, faster dry down and higher quality hay.	●	-
TWINMAX™ DOUBLE SET OF CONDITIONER ROLLS — reduces dry-down time by up to 20%, minimizing respiration losses, leading to higher quality hay.	●	-
ADVANCED HEADER FLOTATION — allows the header to respond better to uneven terrain, providing a superior cut. New hydraulic system allows for faster response times and smoother adjustments.	●	●

- Not available
● Standard specification

TRIPLE WINDROW ATTACHMENT FEWER PASSES AND LESS WEAR

Reduce equipment wear and tear and eliminate passes across the field, minimizing compaction, crop damage and loss with the triple windrow attachment, available exclusively on Massey Ferguson® windrowers. You'll save time when baling or forage harvesting and gain the flexibility to meet your needs in various crop conditions by combining windrows at the time of cutting, eliminating the need for additional merger or rake operations.

UNIFORM

Provides an even, consistent windrow.

EFFICIENT

Eliminate the need for additional passes.

COMPACT

Folds out of the way and locks when not in use.

ACCURATE

Adjustable angle control provides precise crop placement.

PARTS & SERVICE A LIFETIME OF SUPPORT

Buying, owning and maintaining farm machinery can be complex, so having great absolute peace of mind that you have great back-up and support is a hugely important consideration. As a Massey Ferguson customer you are assured of personalised, responsive and friendly support from our network of expert dealers who truly understand your business. There's no cut-off time for Parts and Service because a machine may be out of service. We're available to you throughout your ownership of your Massey Ferguson machine.

We take great pride and responsibility in every machine we sell and we make it our mission to keep your machinery running reliably, every time you turn the key.

TECHNICAL SPECIFICATIONS

MODEL
Dimensions and Weight
Length overall without header
Wheelbase
Height — top of cab (23.1-26 turf tires)
Tread width drive tires
Tread width tail wheels min.
Weight (approximate) without header
Speed (approximate)
Field range
Road range
Road range with RearSteer (Opt.)
Engine
Model
Rated horsepower
Boost horsepower
Displacement
Fuel tank capacity
DEF tank capacity
Ground Drive System
Type
Tandem pump
Motors
Flotation System
Type
Tires
Drive wheels
Tail wheels
Triple Windrow Attachment
Belt Speed
Belt Width
Conveyor Length
Ground Clearance, Operating
Ground Clearance, Transport
Launch Angle Adjustment
Lift / Flotation
Belt Tension

	WR197	WR265
in. (mm)	199.7 (5,074)	
in. (mm)	137 (3,482)	
in. (mm)	137.8 (3,501)	
in. (mm)	130.7 (3,320)	
in. (mm)	84-129 in 9" increments (2,135-3,277)	
lbs. (kg)	11,305 (5,127)	11,420 (5,180)
mph (km/h)	0-17.5 (0-28)	
mph (km/h)	0-22 (0-35)	
mph (km/h)	0-24.5 (0-39)	
	AGCO Power 4.9 L	AGCO Power 7.4 L
HP (kW)	197 (147)	265 (198)
HP (kW)	208 (155)	282 (211)
in. ³ (L)	299 (4.9)	452 (7.4)
U.S. gal. (L)	150 (568)	
U.S. gal. (L)	14.25 (54)	
	Double planetary gear reduction	
	Danfoss H1 Axial Piston Pump	
	Infinitely variable displacement	
	Hydraulic with independent left/right in-cab adjustable computer control	
	23.1-26 bias turf (R3), 23.1-26 radial turf (R3), 620/75R26 radial bar (R1)	
	16.5 L-16.1, 10-ply implement rib	
mph (kph)	0-26 (0-43)	
in. (mm)	43 (1096)	
in. (mm)	128.3 (3260)	
in. (mm)	Adjustable, 4 (101) Recommended	
in. (mm)	29 (737)	
	0-8°	
	Hydraulic	
	Spring Adjusted	

DYNA SWATH DRAPER HEADER MODELS
Drive
Header angle
Flotation
Draper opening
Dimensions and Weights
Width, overall
Width, cutting
Weight, with reel
Delivery style
Sickle Specifications
Speed, single sickle
Speed, double sickle
Stroke
Drive
Guard spacing

9300 SERIES DISC HEADER MODELS
Dimensions and Weight
Width of cut
Width, overall
Weight
Header
Header drive
Header flotation
Header tilt
Cutterbed
Cutting height in. (mm)
Number of discs
Number of knives
Disc speed — max. rpm
Tip speed — max. mph (km/h)
Cutterbed design
Knives
Knife circle diameter in. (mm)
Hay Conditioner
Type
Conditioner rolls
Length in. (mm)
Diameter in. (mm)
Speed — max. rpm
Min. windrow width in. (mm)
Max. windrow width in. (mm)
Roll tension adjustment

	5400-20	5400-25	5400-30	5400-35	5400-40
	Dual hydraulic				
	4°-18°				
	Hydraulic (on tractor)				
in. (m)	78.5 (1.99)				
ft. (m)	21'5" (6.54)	26'5" (8.06)	31'5" (9.58)	36'5" (11.12)	41'5" (12.63)
ft. (m)	19'9" (5.80)	24'9" (7.32)	29'9" (8.84)	34'9" (10.36)	39'9" (11.89)
lbs. (kg)	3,800 (1,720)	4,400 (2,000)	5,000 (2,270)	5,600 (2,540)	6,200 (2,810)
	Center	Center or side			
spm	—	1,300		—	—
spm	1,470				
in. (mm)	3.33 (84.6)				
	In-line gearbox				
in. (mm)	3 (76)				
	9313S	9313D	9316S	9316D	
	13'1" (3.99m)		16' 2" (4.92m)		
	13' 3" (4.04m)		16' 5" (4.97m)		
lbs. (kg)	3875 (1757)	4915 (2229)	4780 (2168)	5070 (2230)	
	Dual hydraulic motor				
	Independent hydraulic, adjustable from cab				
	0° - 10°				
	.75-3 (19-76)				
	8			10	
	16			20	
	2,500				
	189 (304)				
	Modular spur gears				
	18° bottom bevel				
	24.5 (622)				
	Herringbone, steel-on-steel				
	2	4	2	4	
	110 (2,794)				
	7.75 (197)				
	1,290				
	40 (1,016)				
	96 (2,438)				
	Hydraulic with accumulator				

*Every effort has been made to ensure that the information contained in this publication is as accurate and current as possible. However, inaccuracies, errors or omissions may occur and details of the specifications may be changed at any time without notice. Therefore, all specifications should be confirmed with your Massey Ferguson Dealer or Distributor prior to any purchase.



www.MasseyFerguson.com.au
www.MasseyFerguson.com.nz

www.facebook.com/masseyfergusonANZ
[Twitter.com/MF_EAME](https://twitter.com/MF_EAME)
[Instagram.com/MasseyFergusonGlobal](https://www.instagram.com/MasseyFergusonGlobal)
www.YouTube.com/MasseyFergusonGlobal



MASSEY FERGUSON® is a worldwide brand of AGCO.
© AGCO Corporation



MASSEY FERGUSON

BORN TO FARM